

## Product Inquiry Form

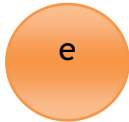




In order to prepare the right offer for the air distribution installation, following datas are required:

(If you received this document in Word format, it is unnecessary to print it. You may mark the empty boxes as you prefer and send the document to us in the same format by email.)







Product Inquiry Date:

Details: Company:   
Customer No.:

**Type of duct shape selected**

1. Standard-Round <input type="checkbox"/>	With Air Pressure	Without Air Pressure	2. All in One <input type="checkbox"/>	
				
3. Half Round <input type="checkbox"/>	With Air Pressure	Without Air Pressure	4. Others (Draw Attached) <input type="checkbox"/>	
				

**Type of air inlet**

1. Side	<input type="checkbox"/> One Air Inlet & Single Duct 	<input type="checkbox"/> One Air Inlet, Header & Supply ducts 	2. Center	<input type="checkbox"/> One Air Inlet 	<input type="checkbox"/> Several Air Inlet  Distance Between Inlets:.....
	3. Other	<input type="checkbox"/> Draw		Inlet Section	Dimensions (mm)
		<input type="checkbox"/> 			
		<input type="checkbox"/> 			

Use of the instalation (You can mark more than one boxes by the details of the application.)

- Cooling     
  Heating     
  Ventilation



Total Air inlet into the channel (m3/h):

Length of the duct (m):

Operation Height (m):

Available Static Pressure (Pa):

Min.:

Max.:

Duct & accesories Colour

One Color     
  More Than One Color     
  Unknown

**Standard Fabric Colours**

The colours shown are intended as a guide only. A sample of the exact colour may be obtained at FabricAir®.



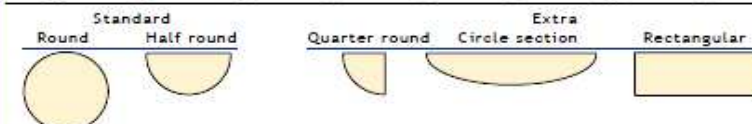
White	Blue	Orange	Dark Grey	Black	Red	Light Grey	Green	Tan	FabricAir® NO.
3000	3001	3002	3003	3004	3005	3006	3007	3008	
None	19-4056	14-0955	18-4105	19-1763	18-1764	14-0105	17-5633	12-0710	Pantone TP*

**Standard Colours for Accessories**

The colours of the accessories are matched with the fabric colours as shown. Alternative requests must be stated separately.

White	Blue	Orange	Dark Grey	Black	Red	Light Grey	Green	Tan	
									Nozzles
									Sliders
									Hooks
									Mesh

**Duct Profile**



**Suspension Type:**

<p><b>TYPE 1, SINGLE CABLE</b> <input type="checkbox"/></p>	<p><b>TYPE 5, SINGLE H-RAIL</b> <input type="checkbox"/></p>	<p><b>TYPE 8, SINGLE H-RAIL</b> <input type="checkbox"/></p>
<p><b>TYPE 2, DOUBLE CABLE</b> <input type="checkbox"/></p>	<p><b>TYPE 6, DOUBLE H-RAIL</b> <input type="checkbox"/></p>	<p><b>TYPE 13, DOUBLE H-RAIL</b> <input type="checkbox"/></p>
<p><b>TYPE 3, SINGLE T-RAIL</b> <input type="checkbox"/></p>	<p><b>TYPE 11, D-SHAPED T-RAIL</b> <input type="checkbox"/></p>	<p><b>TYPE 12, D-SHAPED T-RAIL</b> <input type="checkbox"/></p>