



B5PA

INDUSTRIAL AXIAL FANS / 5 Blade

Fan Components and Material Properties

Body and protective wire cage are made of electrostatic powder coated steel. The motor and fan impeller are connected to the main body by steel carriers. The device is capable of handling air at max.40°C.

Fan Structure

The wings made of fiber glass composite materials are manufactured in airfoil structure to provide regular flow. Thanks to its aerodynamic wing structure, it works quietly.

Benefits

It works with low noise levels and is designed to be maintenance-free for long periods of time. It is manufactured with square frame which facilitates

direct installation on the wall. Speed can be adjusted with speed control devices. Propellers are manufactured in the most ideal angle according to their size and maximum performance is ensured.

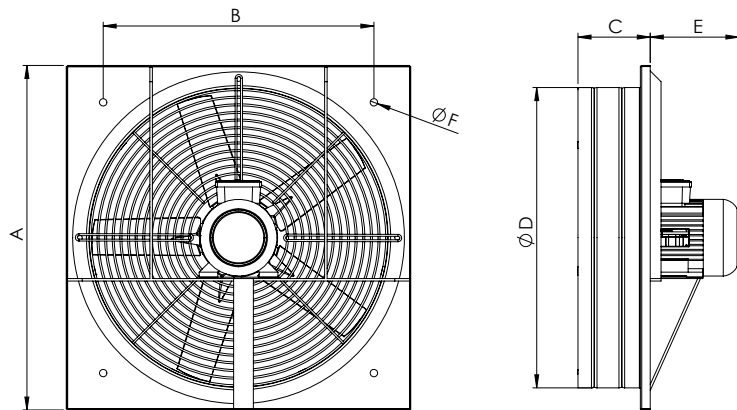
Speed Control

Optional control devices can be provided. Speed control can be done with frequency inverter in 3~phase products. (see BSC-F accessory)

Usage Areas

It is also used in the ventilation of high volume factories, paint shops, warehouses and hangars. It provides the ideal solution for large areas with its high flow rate.

Technical Drawing and Tables



TYPE	A	B	C	D	E	F
B5PA 500	600	460	125	510	239	10
B5PA 600	700	550	125	610	239	15
B5PA 700	800	640	170	730	259	15
B5PA 800	950	770	220	830	284	15
B5PA 900	1100	900	250	930	336	15
B5PA 1000	1200	960	250	1030	375	15

Dimensions are in (mm)

TYPE	VOLTAGE	FREQUENCY	POWER	CURRENT	CAPACITOR	SPEED	AIR FLOW	SOUND PRESSURE	INSULATION CLASS	PROTECTION CLASS	WEIGHT
	V	Hz	kW	(A)	(µF)	r.p.m	m ³ /h	dB(A)	Ins.cl.	IP	kg
B5PAM 500	230	50	0,55	3,3	20	1365	8500	68	F	55	16,6
B5PAM 600	230	50	0,75	4,6	30	1405	10500	70	F	55	20,5
B5PAM 700	230	50	1,1	7,1	35	1410	14000	75	F	55	33
B5PAM 800	230	50	2,2	13,4	60	1425	20000	80	F	55	52
B5PAT 500	380	50	0,55	1,6	-	1365	8500	68	F	55	16,6
B5PAT 600	380	50	0,75	2,1	-	1405	10500	70	F	55	20,5
B5PAT 700	380	50	1,1	2,6	-	1410	14000	75	F	55	33
B5 PAT 800	380	50	2,2	5,0	-	1425	20000	80	F	55	52
B5PAT 900	380	50	4	8,4	-	1440	32000	82	F	55	61
B5PAT 1000	380	50	5,5	11,2	-	1465	37000	85	F	55	90

Sound Level Measured from 3m distance in room condition.

Accessories



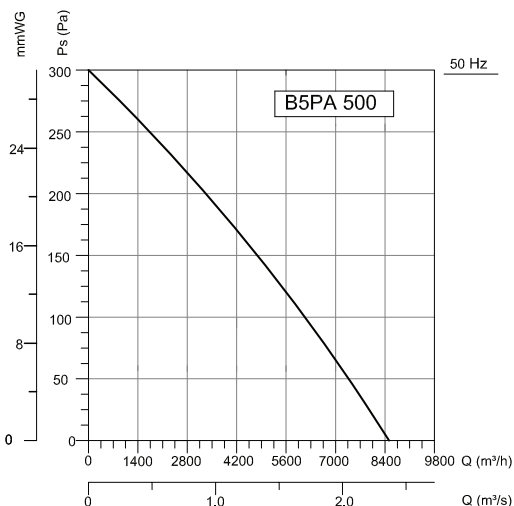
BSC-F



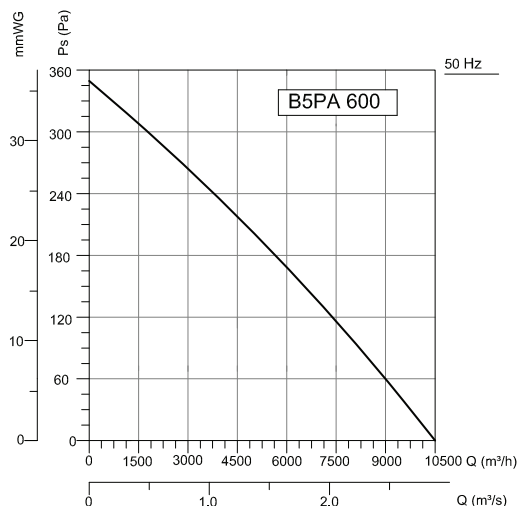
BASP



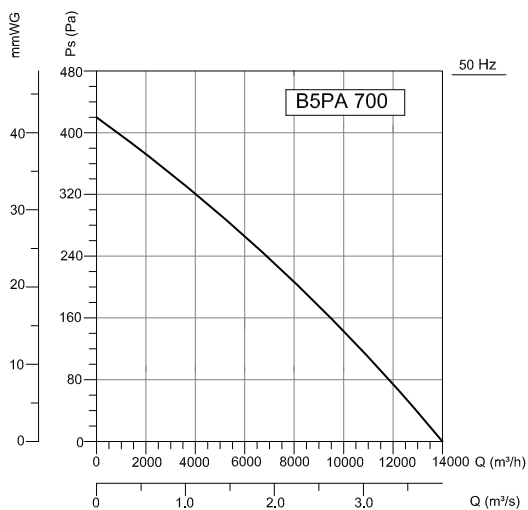
BTEK



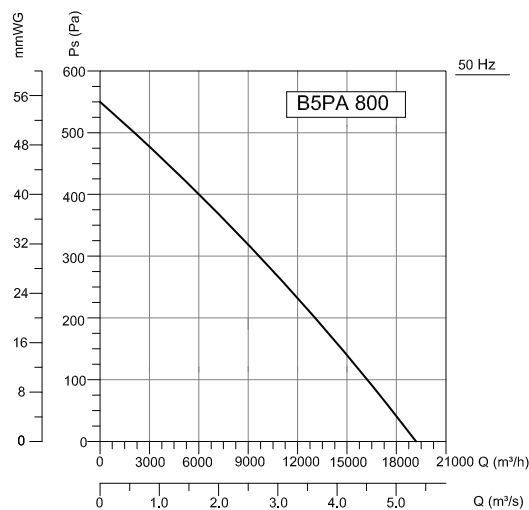
Frequency	Tot	63	125	250	500	1000	2000	4000	8000	Hz
L_{WA} Inlet	89	61	74	78	82	84	82	78	71	dB(A)



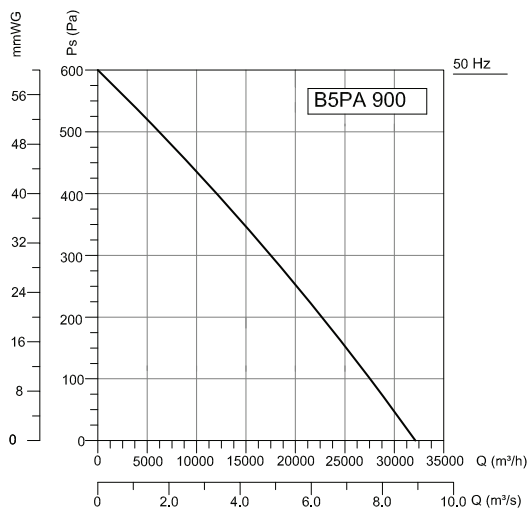
Frequency	Tot	63	125	250	500	1000	2000	4000	8000	Hz
L_{WA} Inlet	91	59	74	78	83	87	84	81	77	dB(A)



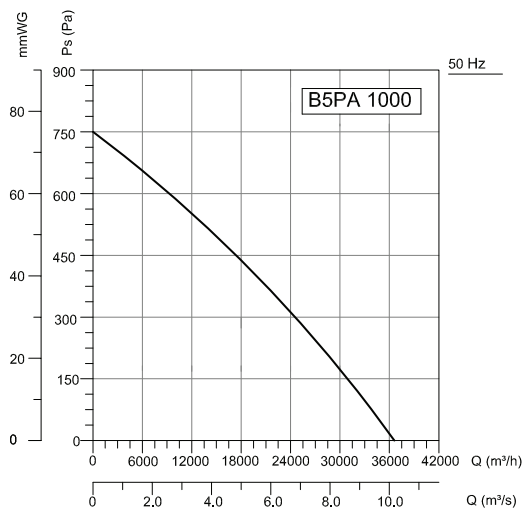
Frequency	Tot	63	125	250	500	1000	2000	4000	8000	Hz
L_{WA} Inlet	96	64	79	83	88	92	89	86	82	dB(A)



Frequency	Tot	63	125	250	500	1000	2000	4000	8000	Hz
L_{WA} Inlet	101	69	84	88	93	97	94	91	87	dB(A)



Frequency	Tot	63	125	250	500	1000	2000	4000	8000	Hz
L_{WA} Inlet	103	71	86	90	95	99	96	93	89	dB(A)



Frequency	Tot	63	125	250	500	1000	2000	4000	8000	Hz
L_{WA} Inlet	106	74	89	93	98	102	99	96	92	dB(A)