

HRE/EC HCRE/EC



HRE/EC: Circular axial fans with external rotor motors E.C. Technology.

HCRE/EC: Wall-mounted axial fans with external rotor motors E.C. Technology.



HRE/EC



HCRE/EC

Circular axial fans with external rotor motors E.C. Technology, specially designed to obtain high energy efficiency.

Fan:

- HRE/EC: Sheet steel metal support ring.
- HCRE/EC: Sheet steel support frame.
- Anti-contact protective grille pursuant to standard UNE-EN ISO 12499.
- Plastic impeller (sizes 25, 40 and 45) and sheet steel impeller (sizes 30, 35, 50 and 63).
- Grille-impeller airflow direction.

Motor:

- High efficiency E.C. Technology external rotor motors regulated by 0-10V signal. IP44 protection.
- Single-phase 230V-50/60Hz and three-phase 400V-50/60Hz.
- Operating temperature: -20°C +60°C.

Finish:

- Anti-corrosive finish of polyester resin polymerised at 190 °C, previously degreased with phosphate-free nanotechnological treatment.

Order code

HCRE/EC - 30 - M

HRE/EC: Circular axial fans with external rotor motors E.C. Technology.

Nozzle diameter in mm

M= Single-phase
T= Three-phase

HCRE/EC: Wall-mounted axial fans with external rotor motors E.C. Technology.

Technical characteristics

Model	Speed (r/min)	Maximum admissible current (A)		Max. electric power (W)	Maximum flow rate. (m ³ /h)	Sound pressure level dB(A)	Weight (kg)	According to ErP
		230V	400V					
HRE/EC-25-M	2915	1,63	-	228	1540	68	2.7	2015
HRE/EC-30-M	2263	1,15	-	159	2590	66	3	2015
HRE/EC-35-M	1838	1.29	-	173	3340	63	4.8	2015
HCRE/EC-40-M	1914	2,20	-	480	4970	71	6	2015
HCRE/EC-45-T	2000	-	1,8	1080	8390	75	10,5	2015
HCRE/EC-50-T	1800	-	1,6	960	9800	78	15,5	2015
HCRE/EC-63-T	1250	-	1.85	1100	14220	78	23.5	2015

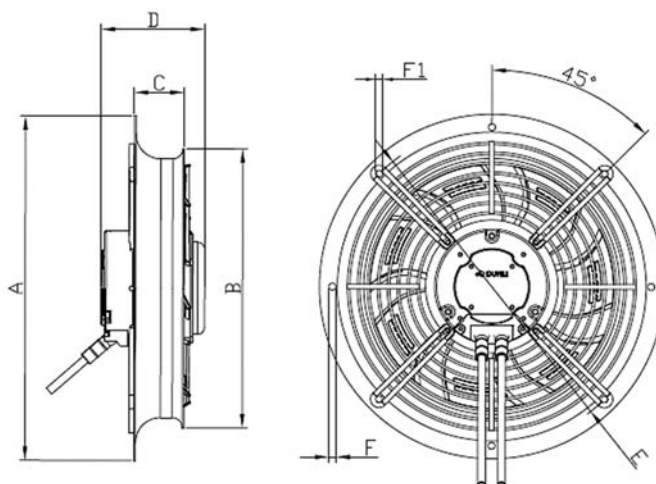


ErP. (Energy Related Products)

Information on Directive 2009/125/EC can be downloaded from the SODECA website or the QuickFan selector programme.

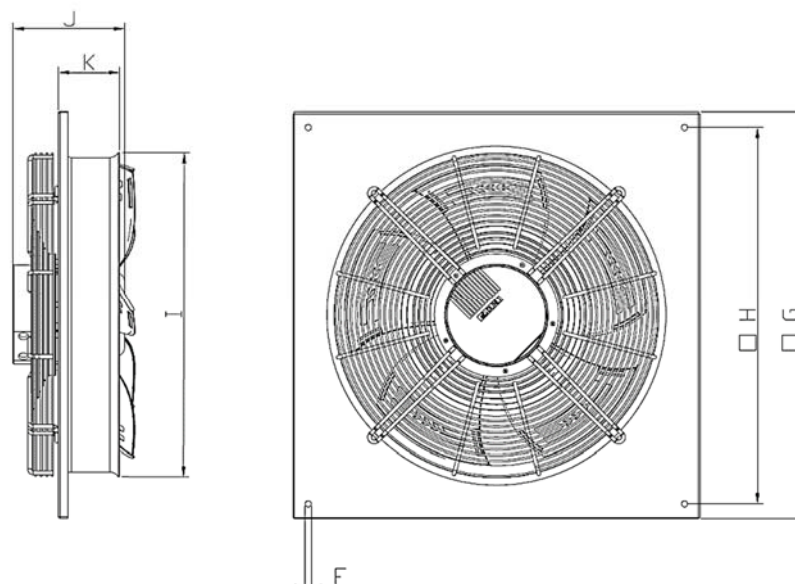
Dimensions mm

HRE/EC



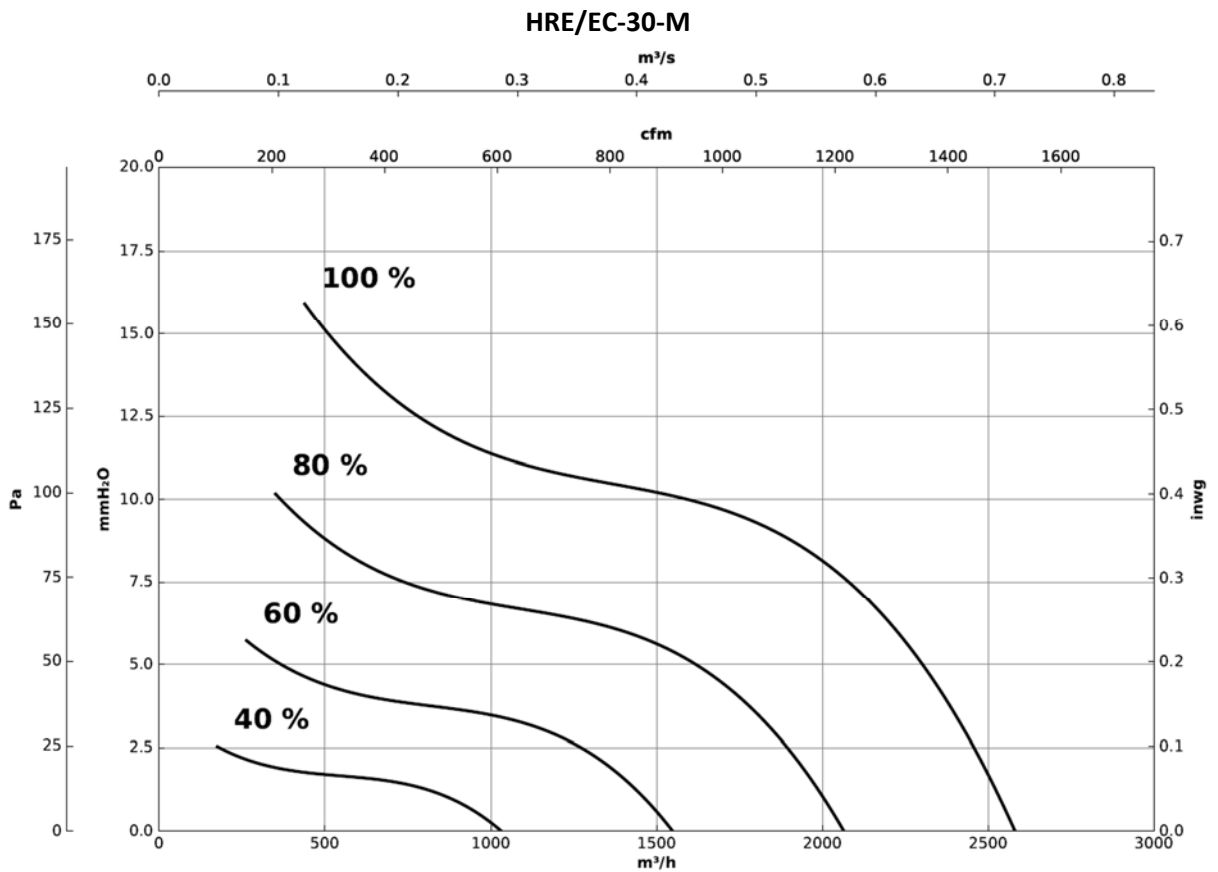
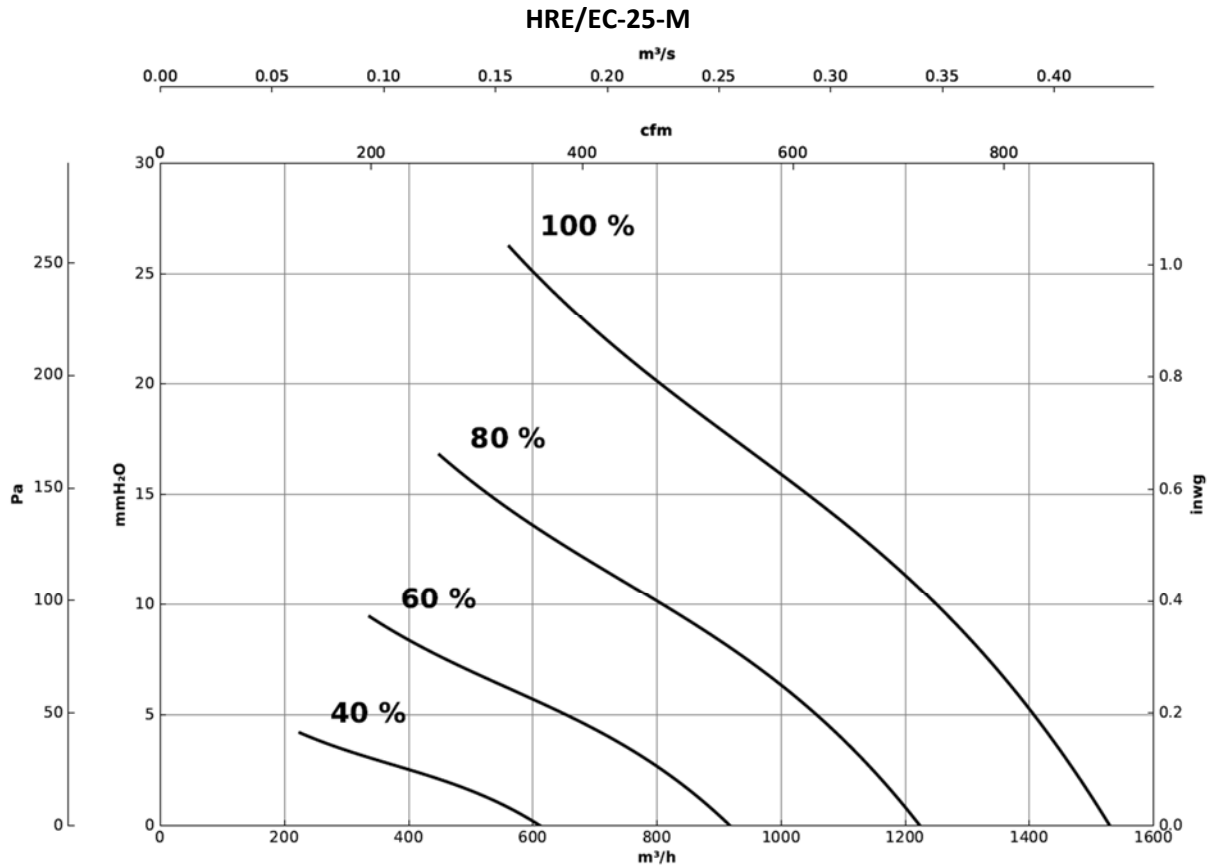
Model	ØA	ØB	C	D	ØE	ØF1	ØF
HRE/EC-25-M	346	280	50	103.6	320	7	7
HRE/EC-30-M	395	338	63	103.6	360	7	10
HRE/EC-35-M	460	383	65	128.9	420	7	10

HCRE/EC

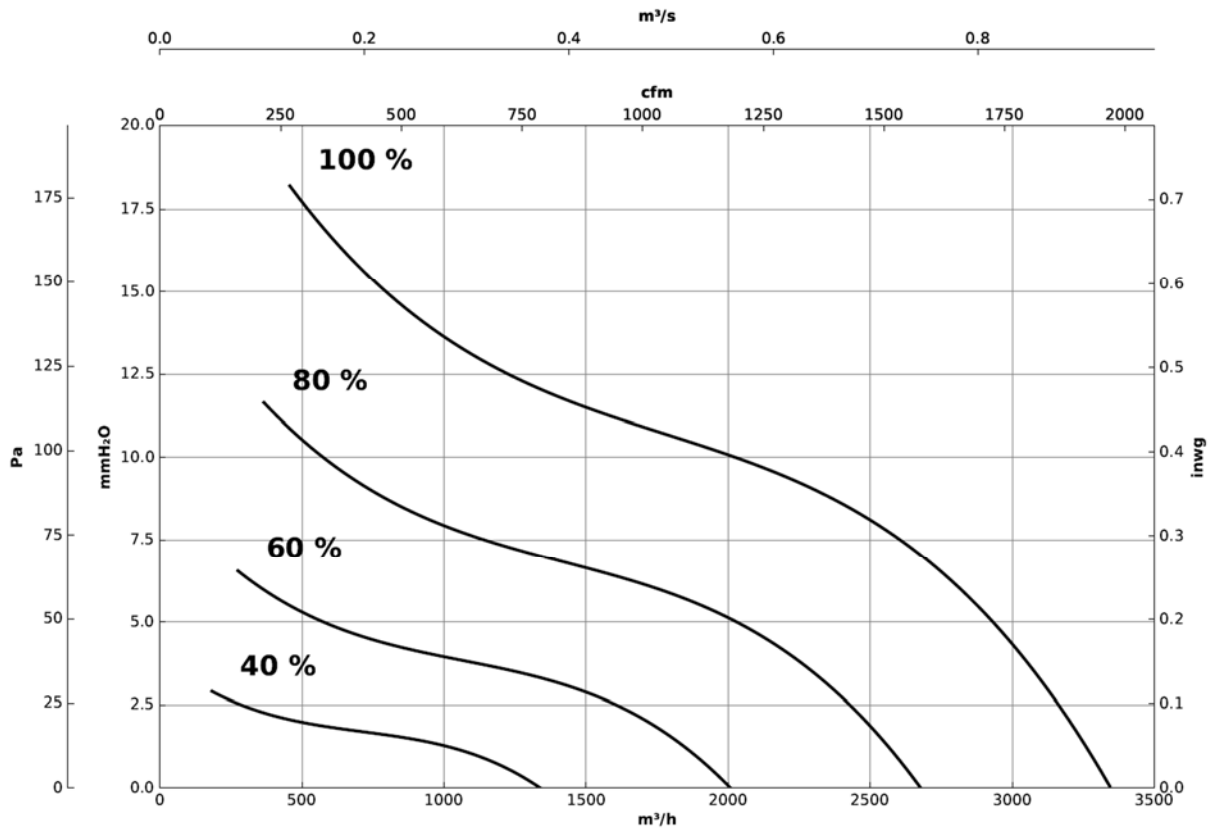


Model	ØF	G	H	ØI	J	K
HCRE/EC-40-M	10	540	490	430	151.4	96
HCRE/EC-45-T	10	575	520	480	182	100
HCRE/EC-50-T	10	665	615	530	182	100
HCRE/EC-63-T	12	805	750	706	192.5	135

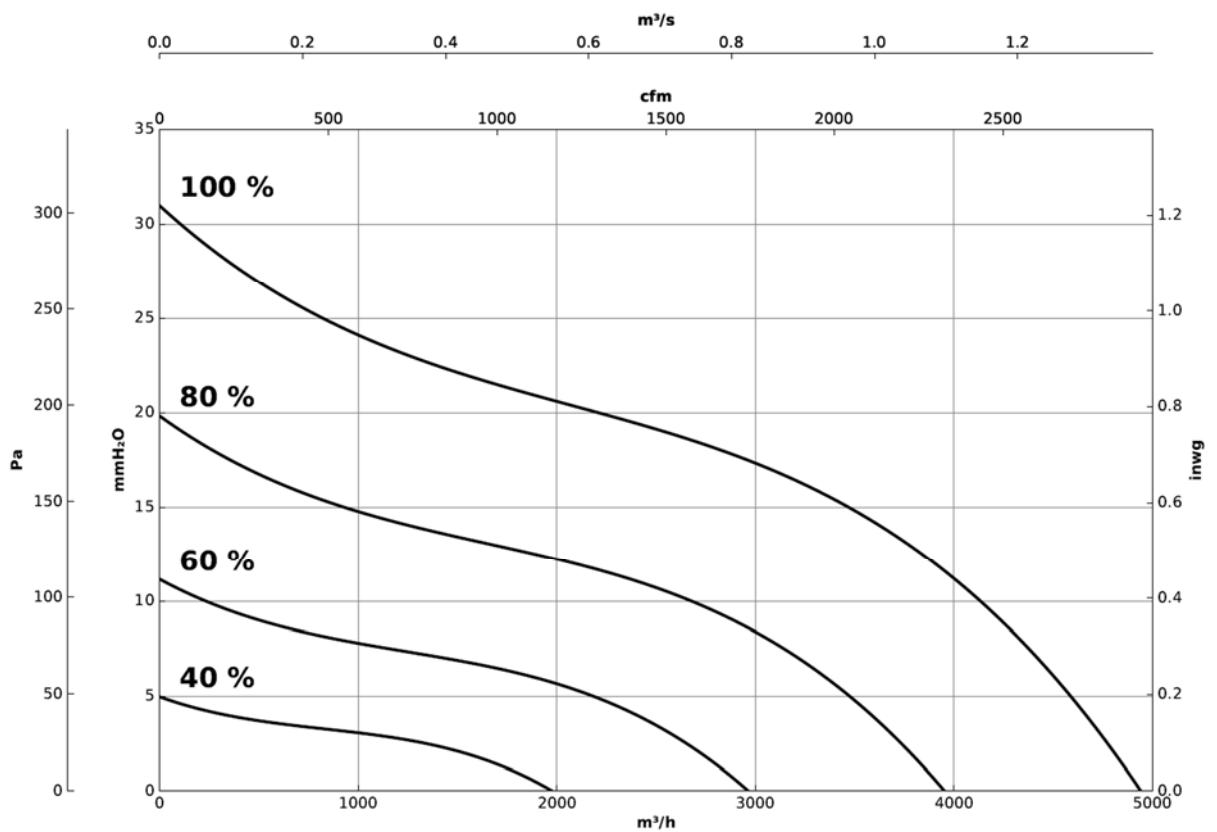
Characteristic curves



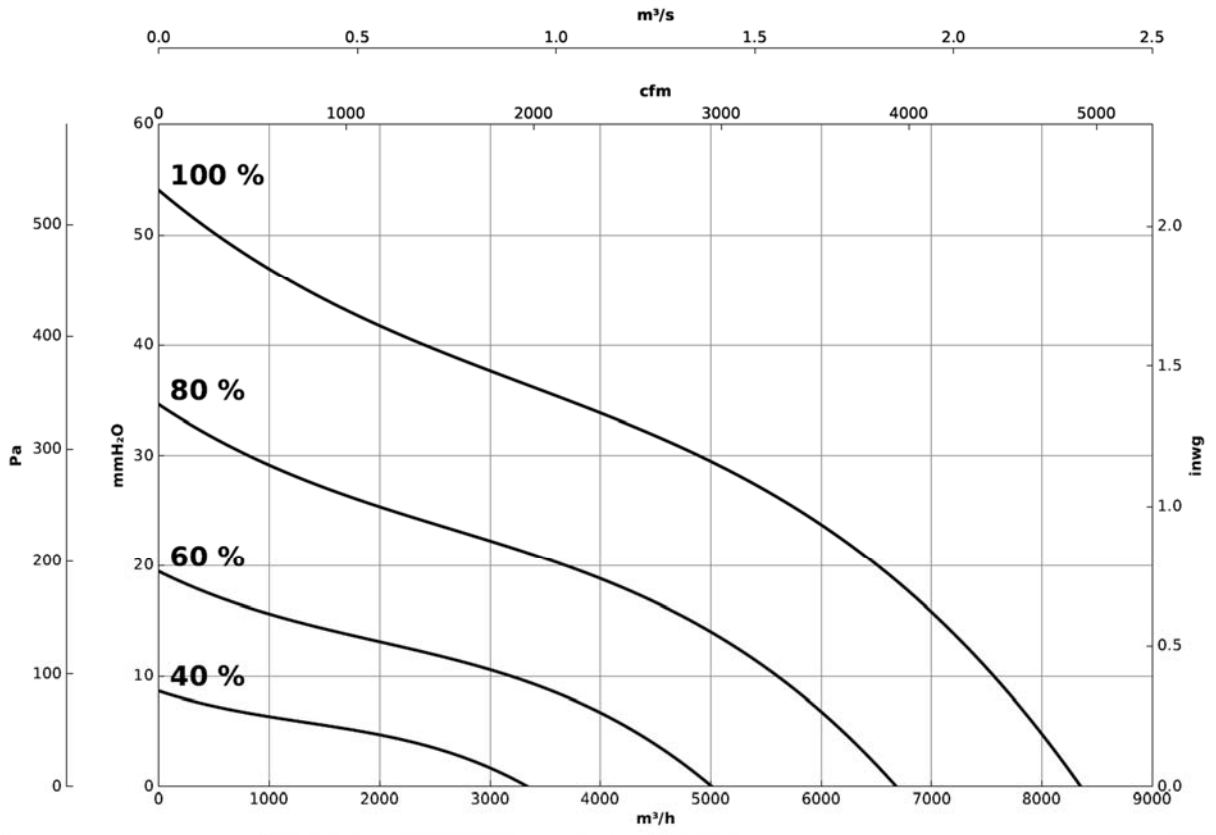
HRE/EC-35-M



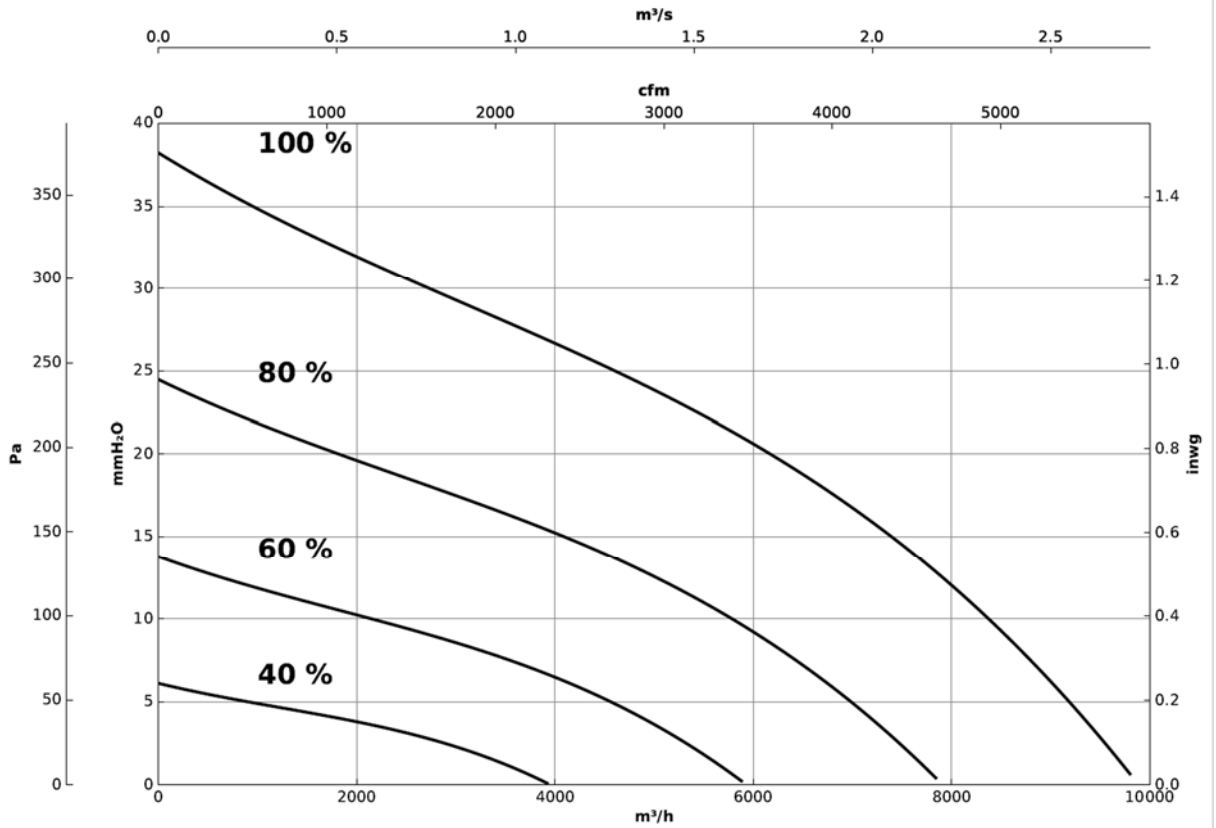
HCRE/EC-40-M



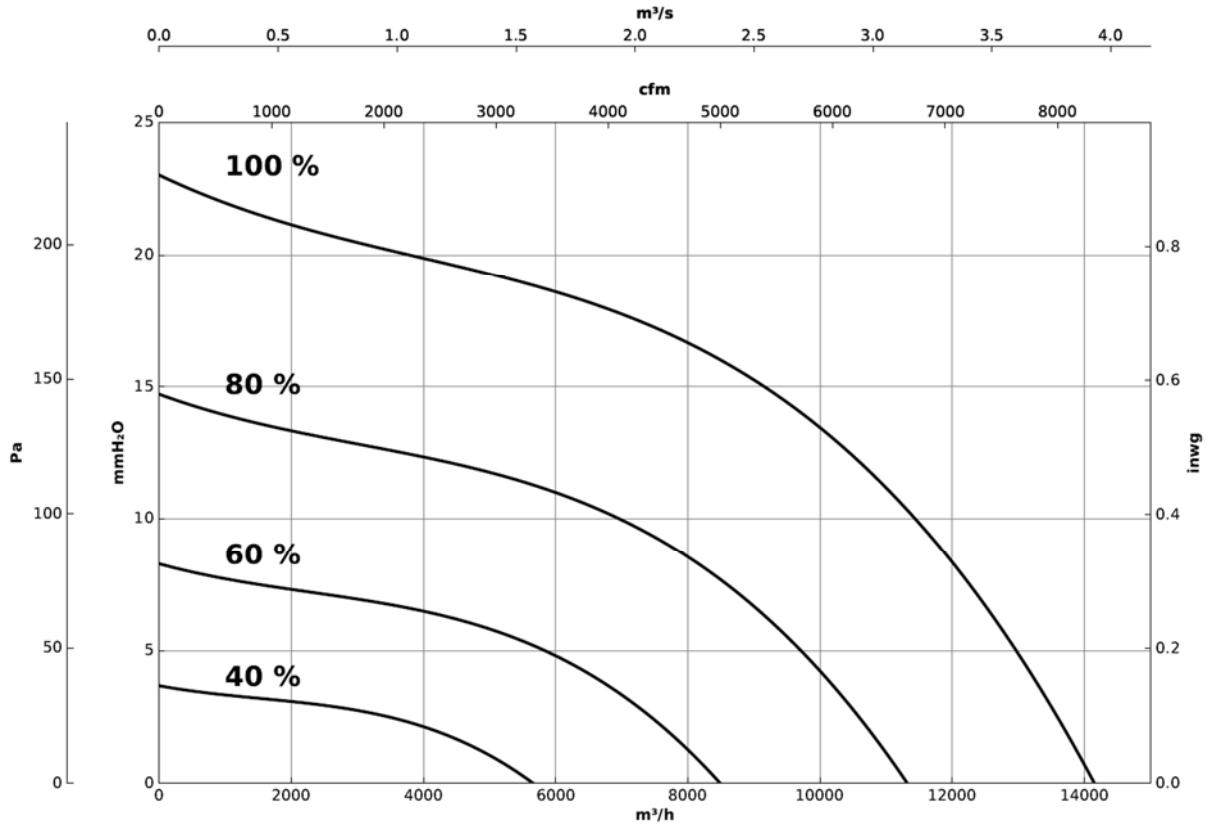
HCRE/EC-45-T



HCRE/EC-50-T



HCRE/EC-63-T



Accessories



INT



SENSORS



SPEED
CONTROL



VSD/A-RFT
VSD1/A-RFM



AET



PL



P



RI



S