



BDRS

SHEET METAL HOUSING / Forward Curved

Fan Components and Material Properties

Body and hat are made of electrostatic powder coated sheet metal. The protective wire cage is made of electrostatic powder coated steel. The motor and fan impeller are connected to the main body by steel carriers. The device is capable of handling air at max.40°C.

Fan Structure

The wings made of galvanized and manufactured in aerodynamic structure to provide airfoil and regular flow. Thanks to its aerodynamic wing structure, it works quietly.

Benefits

It works with low noise levels and is designed to be maintenance-free for long periods of time. Because of both suction and shooting capability, it is possible to dispose of the polluted air in the environment and fresh air to the environment. Can be installed in the desired pain. Speed can be adjusted with speed control devices.

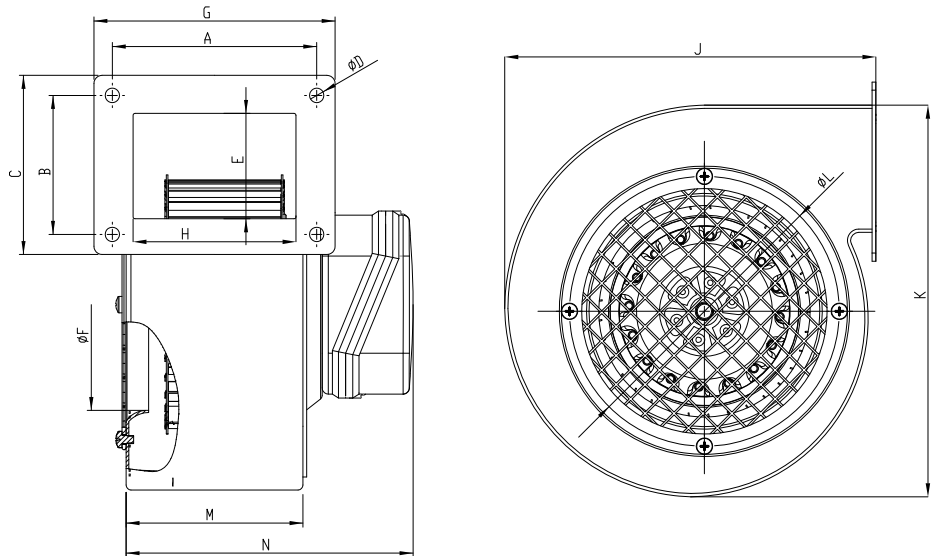
Speed Control

Optional control devices can be provided. With 1~phase products, speed control can be done with linear voltage regulator. (see BSC accessory) 3~phase products can be controlled by frequency inverter (see BSC-F accessory).

Usage Areas

BDRS centrifugal fans have low noise level, high pressure properties. They save space thanks to their compact structure. It is lightweight and easy to assemble. It is resistant to corrosion by its electrostatic painted outer body. It is installed in solid fuel boilers and transmits the fresh air required for combustion to the combustion chamber.

Technical Drawing and Tables

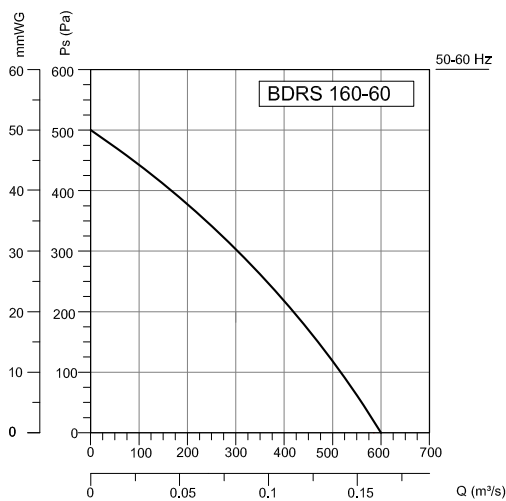
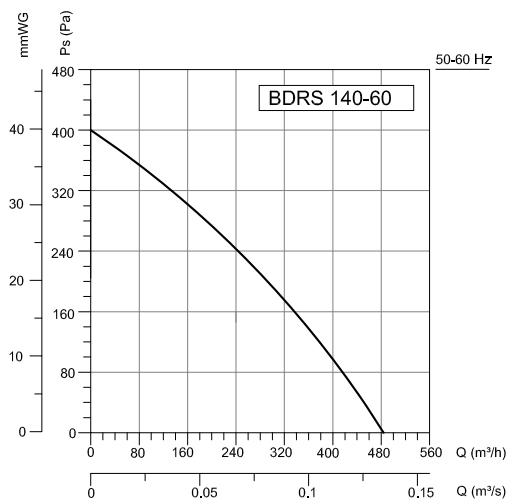
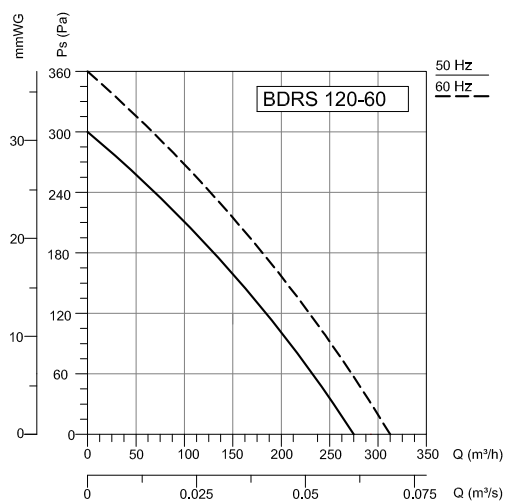
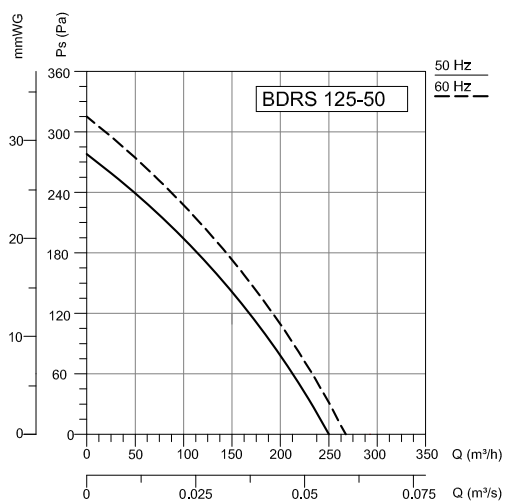


TYPE	A	B	C	D	E	F	G	H	J	K	L	M	N
BDRS 125-50	77	72	88	5	62	98	86	66	170	180	128	66	94
BDRS 120-60	98,5	68,5	100	5	68,5	97,5	115,5	81	173	183	133	83	134
BDRS 140-60	112	112	129,3	5	91,5	112	129	83,5	206	216	151	86	133
BDRS 160-60	112	112	129,3	5	92,5	130	129	84	270	260	165	86	133

Dimensions are in (mm)

TYPE	VOLTAGE	FREQUENCY	POWER	CURRENT	CAPACITOR	SPEED	AIR FLOW	SOUND PRESSURE	INSULATION CLASS	PROTECTION CLASS	WEIGHT
	V	Hz	W	(A)	(μ F)	r.p.m	m ³ /h	dB(A)	Ins.cl.	IP	kg
BDRS 125-50	230	50/60	80/100	0,35/0,44	2,5	2450/2600	250/265	42	B	44	2,3
BDRS 120-60	230	50/60	85/105	0,38/0,46	2,5	2250/2550	275/310	46	B	44	2,5
BDRS 140-60	230	50/60	138/175	0,61/0,77	4	2300	485	48	B	44	3,2
BDRS 160-60	230	50/60	200/255	0,88/1,12	6	2250	600	52	B	44	4,3

Sound Level Measured from 3m distance in room condition.



Accessories



BSC